

THANK YOU FOR YOUR PURCHASE!



Did you know that when you leave feedback on TPT you earn credits towards future purchases?

★★★★★ Extremely satisfied

I truly appreciate your feedback to help my little store grow.

LET'S BE FRIENDS

Access my
Freebie
Library

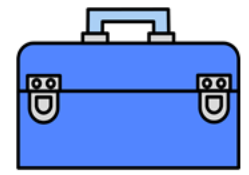
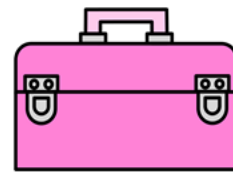

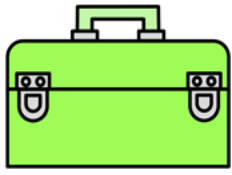
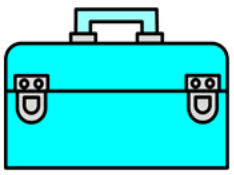


Stay updated on new product announcements (they are 50% off for the first 24 hrs posted!) by following me on TPT, checking out my website, and subscribing to my newsletter.

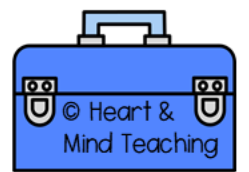
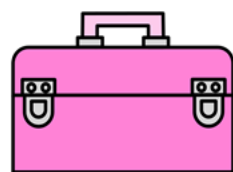
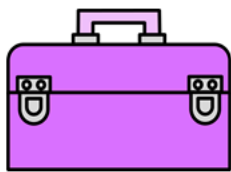
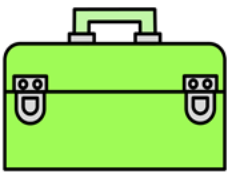


If you have any questions or concerns please email me at:
heartandmindteaching@gmail.com

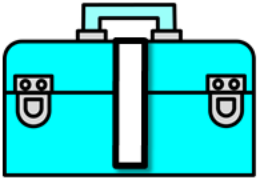
♥
Ashley



BEHAVIOR TOOLBOX Cursing



BEHAVIOR TOOLBOX



Cursing

What it looks like

*Student uses profanity on a consistent basis, anytime, anyplace, and in front of anyone.

*He/she may swear intentionally but also may not be aware they are cursing because it is such a part of their vocabulary.

*Student does not regard cursing as wrong.

*When he/she swears intentionally, they are using it to show power over the other person.

*Student is well aware of which words hurt others the most and when to use them.

*He/she is typically very loud.

*He/she attempts to shock and/or impress others with bad language, seeks the attention.

*The student uses foul language to get attention due to low self-esteem. Student may feel they get a kind of status by looking cool through swearing.

Cursing

BEHAVIOR TOOLBOX



Cursing

What to do

*Control your anger and outrage, try to look beyond the words being used. Determine if the language means the same to them as it does to you. It may be accepted in their home and neighborhood and is not seen as bad.

*Speak to the student calmly, say "I can see that you are upset, otherwise you would not have said that, let's try not to say that again."

*Meet in private with the student. Ask the student why they curse. Explain that how they speak outside of school is their business but in school they have to respect that others are offended by swearing.

*Create a signal between the swearer and you that will remind the student not to swear and to correct their words without you having to say it out loud. Additionally, help the student think of other words they can say instead of the curse words.

*Explain to the student that curse words often make a person look unintelligent and are not permitted in the workplace, therefore if you work together to fix this habit, it will help them now and in the future.

*Some students swear intentionally to get you angry, therefore not reacting and remaining in control is the best way to deter the cursing.

*For younger grades, read the book "Elbert's Bad Word" by Audrey Wood. Engage in a class discussion about the book so the curser can see how other students feel about cursing.

Cursing

BEHAVIOR TOOLBOX



Cursing

What NOT to do

*Do not take the cursing personal, it likely is a learned behavior.

*Do not fail to teach the student alternative words to use instead of cursing, they need something to replace this habit. Try teaching them insults that Shakespeare uses in his books, it often gets others to laugh which gets the student the attention they crave.

*Do not reject the student for swearing or treat them like they are beneath you.

*Do not be so offended by the cursing that you do not control your reaction, they are looking for the reaction.

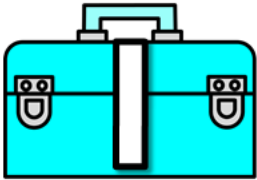
*Do not try to convince the student it is wrong to curse, it might be acceptable in their home. Instead, convince them to control their cursing when at school and use other words.

*Do not dismiss the cursing and not address it. Speak to the student privately and firmly state that cursing is unacceptable in school. Everyone's behavior changes depending on the situation, if they are at home or at the park they might act one way, but when at school or work they have to adjust their words and behaviors. Express that mature students are able to control the words that come out of their mouth.

Cursing

BEHAVIOR TOOLBOX

Cursing Quick Guide



what it looks like

- *Student uses profanity on a consistent basis, anytime, anyplace, and in front of anyone.
- *He/she may swear intentionally but also may not be aware they are cursing because it is such a part of their vocabulary.
- *When he/she swears intentionally, they are using it to show power over the other person.
- *He/she attempts to shock and/or impress others with bad language, seeks the attention.




what to do

- *Control your anger and outrage, try to look beyond the words being used. Determine if the language means the same to them as it does to you. It may be accepted in their home and neighborhood and is not seen as bad.
- *Speak to the student calmly, say "I can see that you are upset, otherwise you would not have said that, let's try not to say that again."
- *Meet in private with the student. Ask the student why they curse. Explain that how they speak outside of school is their business but in school they have to respect that others are offended by swearing.
- *Create a signal between the swearer and you that will remind the student not to swear and to correct their words without you having to say it out loud. Additionally, help the student think of other words they can say instead of the curse words.
- *Some students swear intentionally to get you angry, therefore not reacting and remaining in control is the best way to deter the cursing.



what NOT to do

- *Do not take the cursing personal, it is a learned behavior.
- *Do not fail to teach the student alternative words to use instead of cursing.
- *Do not try to convince the student it is wrong to curse, instead, convince them to control their cursing at school.
- *Do not dismiss the cursing and not address it. Speak to the student privately and state that cursing is unacceptable in school.



Cursing

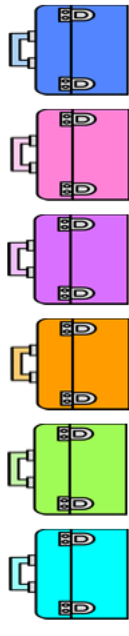
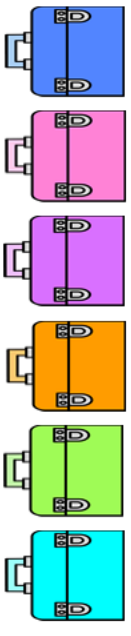
What to do (Cont.)

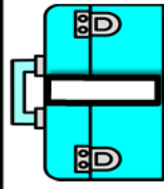
- *Some students swear intentionally to get you angry, therefore not reacting and remaining in control is the best way to deter the cursing.
- *For younger grades, read the book "Elbert's Bad Word" by Audrey Wood. Engage in a class discussion about the book so the curser can see how other students feel about cursing.

"A change in behavior begins with a change in the heart."

BEHAVIOR TOOLBOX

Cursing






Cursing

What it looks like

- *Student uses profanity on a consistent basis, anytime, anyplace, and in front of anyone.
- *He/she may swear intentionally but also may not be aware they are cursing because it is such a part of their vocabulary.
- *Student does not regard cursing as wrong.
- *When he/she swears intentionally, they are using it to show power over the other person.
- *Student is well aware of which words hurt others the most and when to use them.
- *He/she is typically very loud.
- *He/she attempts to shock and/or impress others with bad language, seeks the attention.
- *The student uses foul language to get attention due to low self-esteem. Student may feel they get a kind of status by looking cool through swearing.



Cursing

What to do

- *Control your anger and outrage, try to look beyond the words being used.
- Determine if the language means the same to them as it does to you. It may be accepted in their home and neighborhood and is not seen as bad.
- *Speak to the student calmly, say "I can see that you are upset, otherwise you would not have said that, let's try not to say that again."
- *Meet in private with the student. Ask the student why they curse. Explain that how they speak outside of school is their business but in school they have to respect that others are offended by swearing.
- *Create a signal between the swearer and you that will remind the student not to swear and to correct their words without you having to say it out loud. Additionally, help the student think of other words they can say instead of the curse words.
- *Explain to the student that curse words often make a person look unintelligent and are not permitted in the workplace, therefore if you work together to fix this habit, it will help them now and in the future.

(Continues on the flap)



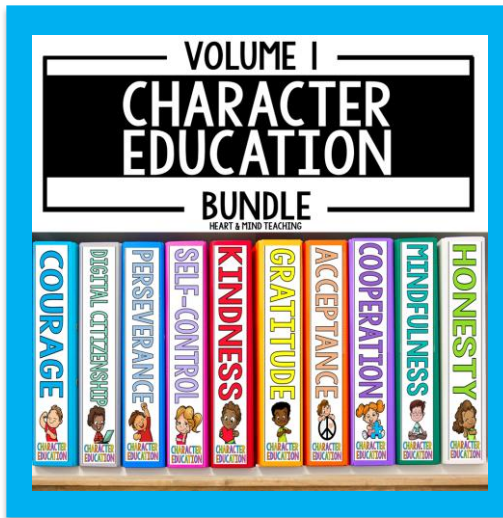
Cursing

What NOT to do

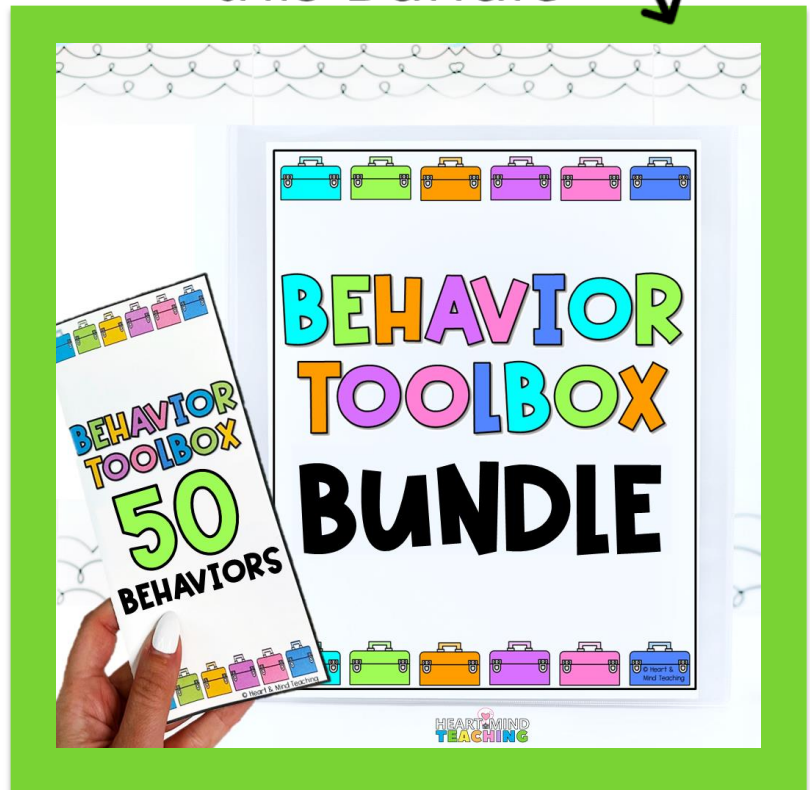

- *Do not take the cursing personal, it likely is a learned behavior.
- *Do not fail to teach the student alternative words to use instead of cursing, they need something to replace this habit. Try teaching them insults that Shakespeare uses in his books, it often gets others to laugh which gets the student the attention they crave.
- *Do not reject the student for swearing or treat them like they are beneath you.
- *Do not be so offended by the cursing that you do not control your reaction, they are looking for the reaction.
- *Do not try to convince the student it is wrong to curse, it might be acceptable in their home. Instead, convince them to control their cursing when at school and use other words.
- *Do not dismiss the cursing and not address it. Speak to the student privately and firmly state that cursing is unacceptable in school. Everyone's behavior changes depending on the situation, if they are at home or at the park they might act one way, but when at school or work they have to adjust their words and behaviors. Express that mature students are able to control the words that come out of their mouth.

CHECK THESE OUT

CLICK ON THE PICTURES TO GET A CLOSER LOOK.



This product and **49** others are included in this Bundle →



COUNSELOR
Collab
— with Laura & Ashley —



Would you like to spend less time browsing for resources and lesson planning, and more time serving students? Let Laura from [Music City Counselor](#) and Ashley from [Heart and Mind Teaching](#) do the work for you!

CLICK TO COLLAB

MEMBER Perks

- ♥ Data-driven resources by theme.
- ♥ \$35+ value of ready-to-use materials.
- ♥ Lessons, group curriculums, forms, & activities.
- ♥ Tier 1, 2, and 3 research-based resources.
- ♥ No contracts, cancel anytime.

HEART+MIND
TEACHING



THANK YOU

FOR SUPPORTING MY LITTLE SHOP.

Hi there! I'm Ashley- a School Counselor, curriculum developer, blogger, and mama to two young boys. I have a passion for creating fun and engaging resources for Counseling and Social Emotional Learning.

LET'S BE FRIENDS


Ashley

Access my
Freebie
Library



FOLLOW FOR EXCLUSIVE SAVINGS

New products are 50% off for 24hrs.

CLICK HERE

★ HOW CAN YOU EARN TPT CREDITS? When you leave feedback, TpT rewards you with credits that you can use toward future purchases.

ACCESS MY FREEBIE LIBRARY

Join my Newsletter to be informed of all future added freebies.

I WANT FREEBIES

TERMS OF USE

© Heart and Mind Teaching, 2017, 2024. All rights reserved. Purchase of this item entitles the purchaser the right to reproduce for classroom, personal, and google classroom use only. Use in multiple classrooms, requires the purchase of additional licenses. Redistribution or duplication of this product is strictly forbidden without the written permission of the publisher. Copying any part of this product and placing it on a publicly accessible website is strictly forbidden and is a violation of the Digital Millennium Copyright Act (DMCA). You may post this for single-classroom use on a password protected student site such as google classroom. **You may NOT post my products on any public, for-profit, or commercial websites or entities, such as Outschool.** Please do not sell or distribute any part of this as your own. Thank you for abiding by universally accepted codes of professional ethics while using this product.



If you have any questions or concerns please email me at:

heartandmindteaching@gmail.com

CREDITS

kimberly
geswein
fonts

amy
groesbeck
fonts

a
PRIMARY
kind of
LIFE

mollie
go
fonts

RebeccaB
designs

rainbow
SPRINKLE
studios

EDUCLIPS
Clip Art

Creating4the
CLASSROOM
Clipart

graphics
from the pond

I'm
Lovin'
Lit